

# PELICAN POOL HOIST MEASUREMENT GUIDE

CUSTOMER NAME \_\_\_\_\_ CUSTOMER PHONE \_\_\_\_\_

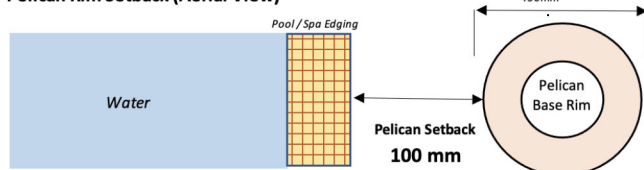
POOL HOIST COLOUR \_\_\_\_\_ POOL NAME \_\_\_\_\_

NOTES \_\_\_\_\_ POOL DEPTH AT THE POINT OF ENTRY \_\_\_\_\_

**CHOOSE THE POOL/DECK DETAIL THAT IS SIMILAR TO YOUR POOL AND MEASURE WHERE APPLICABLE.**

**DO YOU HAVE THE MINIMUM CONCRETE WIDTH AND THICKNESS TO MOUNT THE HOIST ON POOL DECK?** ☐ Y ☐ N

**Pelican Rim Setback (Aerial View)**



## WATER DEPTH - IMPORTANT NOTICE

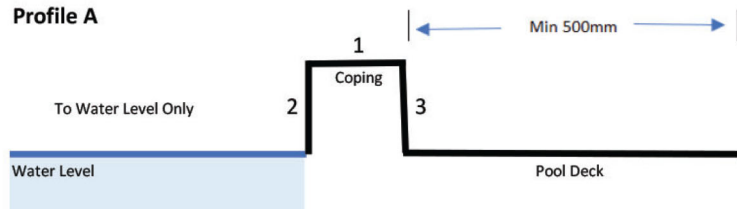
In accordance with the Disabilities Standards Code, the Pelican base rim must be positioned on the pool or spa surrounds where the water depth is not less than 500mm and not more than 1300mm.

Pelican setback is the standard setback distance (100mm).

**Pool Depth at Location** (Example 1.2m deep should be expressed as 1200)

**Round measurements to the nearest 10mm**

**Profile A**



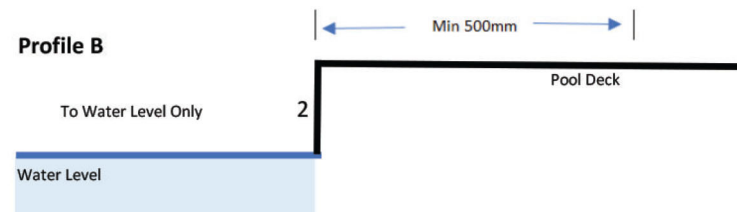
A1 COPING WIDTH

A2 INTERNAL RISER

A3 EXTERNAL RISER

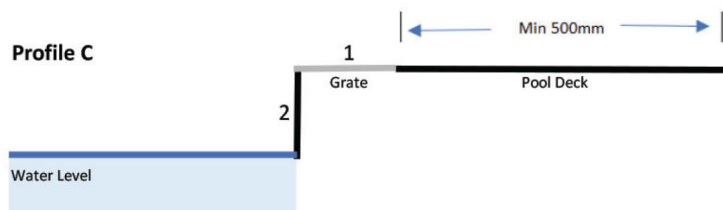
NOTE: Measurement 2 may be different to measurement 3.

**Profile B**



B2 INTERNAL RISER

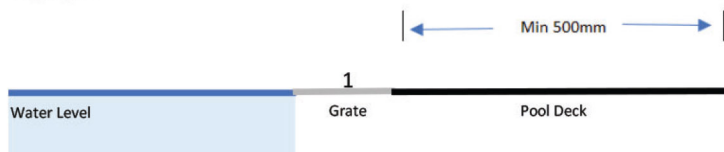
**Profile C**



C1 GRATE WIDTH

C2 INTERNAL RISER

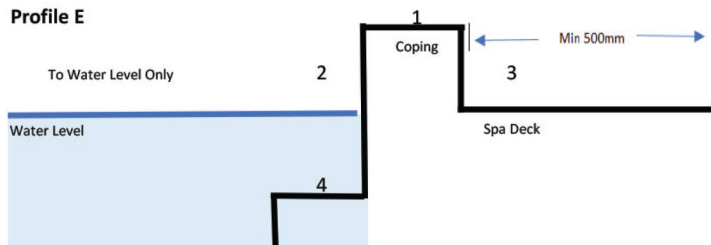
## Profile D



D1

GRATE WIDTH

## Profile E



E1

COPING WIDTH

E2

INTERNAL RISER

E3

EXTERNAL RISER

E4

WIDTH OF  
SPA SEAT

NOTE: Measurement 2 may be different to measurement 3.

# PELICAN POOL HOIST COLOUR SELECTION GUIDE

PLEASE SELECT THE COLOUR YOU WOULD LIKE YOUR PELICAN POOL HOIST TO BE.



**Pearl White**

272-1114G

Gloss

☐


**Charcoal Met Pearl**

971-18796

Gloss

☐


**Silver Kinetic® Pearl**

971-7043K

Satin

☐


**Safety Yellow**

984-2015G

Gloss

☐


**French Blue**

984-32725

Gloss

☐


**Primrose**

27284365

Gloss

☐


POWDER & INDUSTRIAL COATINGS