

Ropox Height Adjustment Unit

for folding shower seat and backrest

User manual and Mounting instructions

This manual must always accompany the product

Table of Contents

TABLE OF CONTENTS	1
PRE-SALE INFORMATION	2
GENERAL PRODUCT INFORMATION	3
PRE-SALE INFORMATION	4
USE	4
PRE-SALE INFORMATION	5
INSTALLATION INTERFACE	5
PRE-SALE INFORMATION	7
CLEANING	7
LABEL	7
SYMBOLS:	7
MOUNTING INSTRUCTIONS	8
MOUNTING INSTRUCTIONS	9
MOUNTING INSTRUCTIONS	10
USER INFORMATION	11
SAFETY IN USE	11
SERVICE INFORMATION	11
MAINTENANCE	11
INSPECTION	11
COMPLAINT	12




It is important to read and understand this manual
before mounting and using this product.

Pre-sale information

General product information

The Ropox Height adjustment units for the shower seat and backrest provides the opportunity to adjust the height fast and easy without the use of tools. Thereby ensuring optimal adjustability and comfort of the shower seat in use.

Technical data

Product name:	Ropox Height Adjustment Unit	
Item number:	40-43043	Height adjustment unit for seat and backrest
		
Height adjustment:	125 mm / 4,9 in	
Materials:	Wall bracket	Stainless steel Aluminum
Surface treatment:	Powder coating, RAL 9003 matte white	
Max. load:	In accordance with DS/ISO 17966 the max user weight is 150 kg 330 lb Max user weight for the arm supports is 50 kg / 110 lb per arm	
Product weight:	8,5 kg / 18 lb (excl. seat and backrest)	
Temperature:	10-40° C	
Air humidity:	5-85 % (non-condensing)	
Manufacturer:	Ropox A/S DK-4700 Næstved, Phone.: +45 55 75 05 00 E-mail: info@ropox.dk	

Pre-sale information

Use


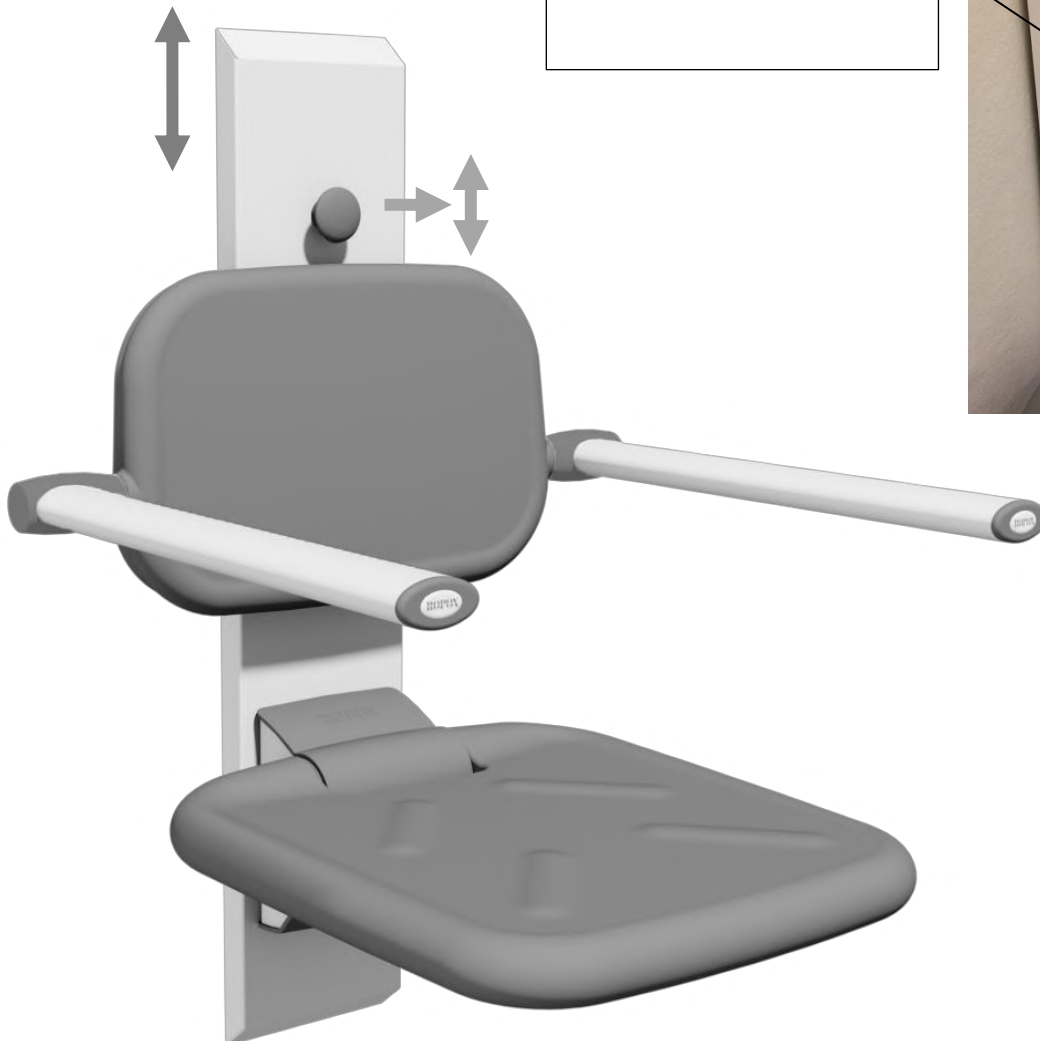
The unit is designed to quickly height adjust the shower seat and backrest with arms without the use of any tools. The height can be adjusted by pulling the handle towards you and positioning the seat in the preferred height. The handle falls automatically back in its slot. This ensures that the seat is always in a secure position and safe to sit on. The unit is weight balanced, making it easy to adjust with just one hand.

By placing the unit in the recommended position on the wall the seat can adjust from 400-525 mm / 15,7 – 20,6 in above the floor.

Adjusting the height using the hand knob

NOTE

When the shower seat is height adjusted, it is not locked if red color is visible at the handle.



Pre-sale information

Installation interface

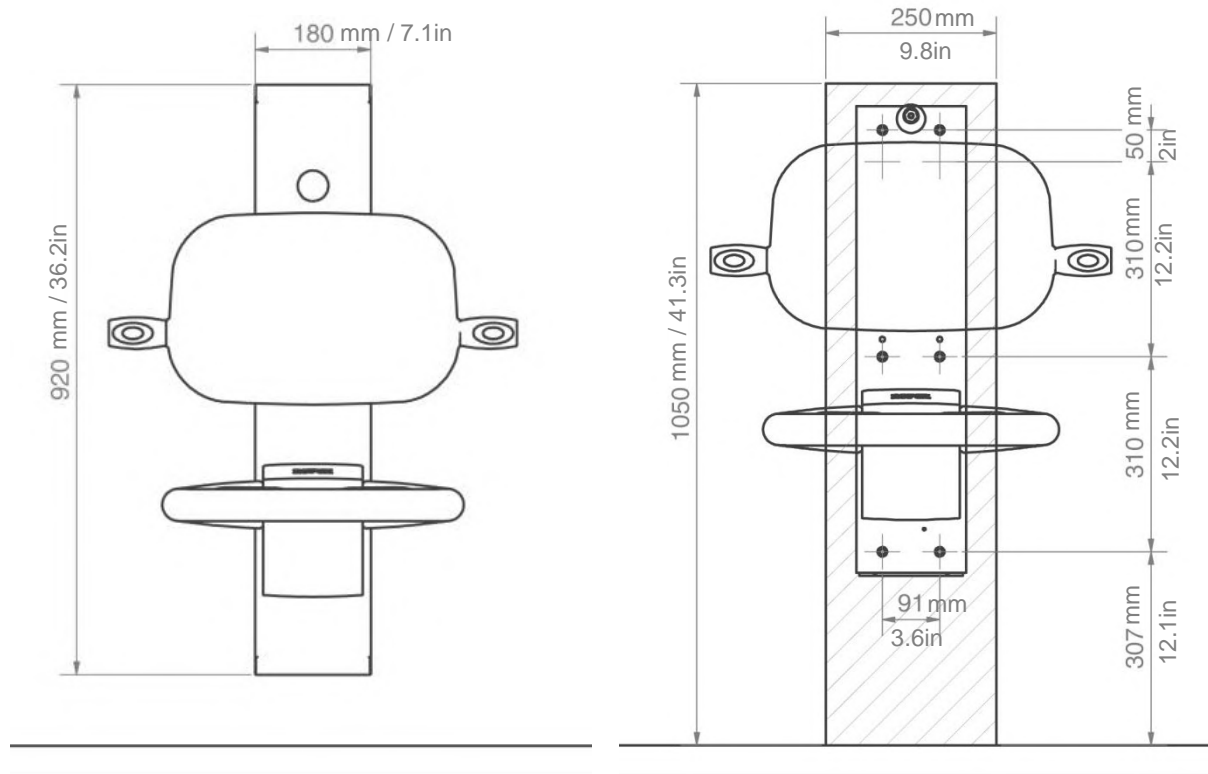
Construction

The wall must consist of proper screw material approved for wet rooms.

In accordance with DS/ISO 17966 the max user weight is 150 kg / 330 lb. For the arm support it is 50 kg / 110 lb per arm.

The hatched areas indicate the minimum area for reinforcements in the wall.

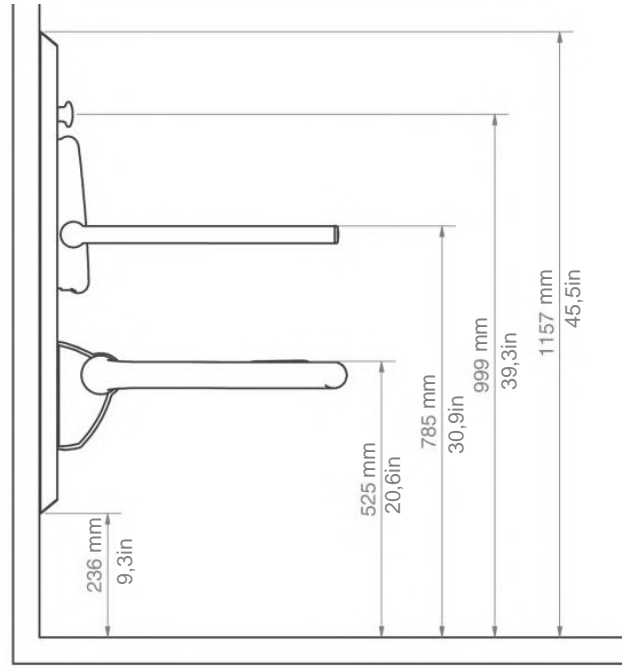
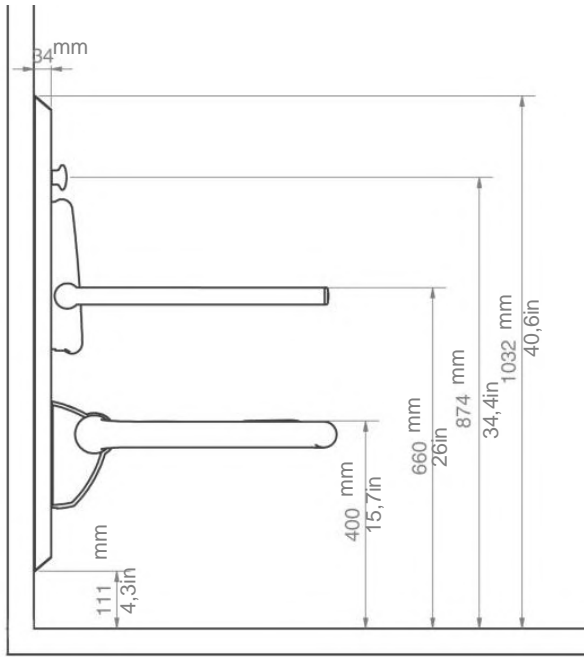
Maximum load on each top screws: 50 kg / 110 lb.



NOTE:

All dimensions are based on a seat without leg with height adjustable between 400 - 525mm (12 3/4" – 20 2/3") above floor level. If a change of these dimensions is required, the recommended dimensions must be changed accordingly.

The unit is supplied with a set of 8 screws and rawlplugs suitable for mounting on a concrete wall. The fitter should always consider the material, condition and strength of the wall and use screws and rawlplugs suitable for the specific wall type.



Pre-sale information

Cleaning

During use, the product may get dirty. It is very important to clean the product as described in these instructions.

Wipe the unit with a wrung cloth with lukewarm water and a mild detergent. Do not use enchanths, abrasives or grinding cloths, brushes and sponges.

Disinfection may be done with household spirits.

Label

Each unit has a label of its own as illustrated. This label contains important information to be stated in connection with inquiries to the supplier.



Symbols:



The user manual must be read before use.



Waste must be sorted – if possible, for recycling.



Ropox is the manufacturer of the product in question.



CE marking. This product meets the requirements for *General Safety and Functionality* of the current EU Directives and Standards.

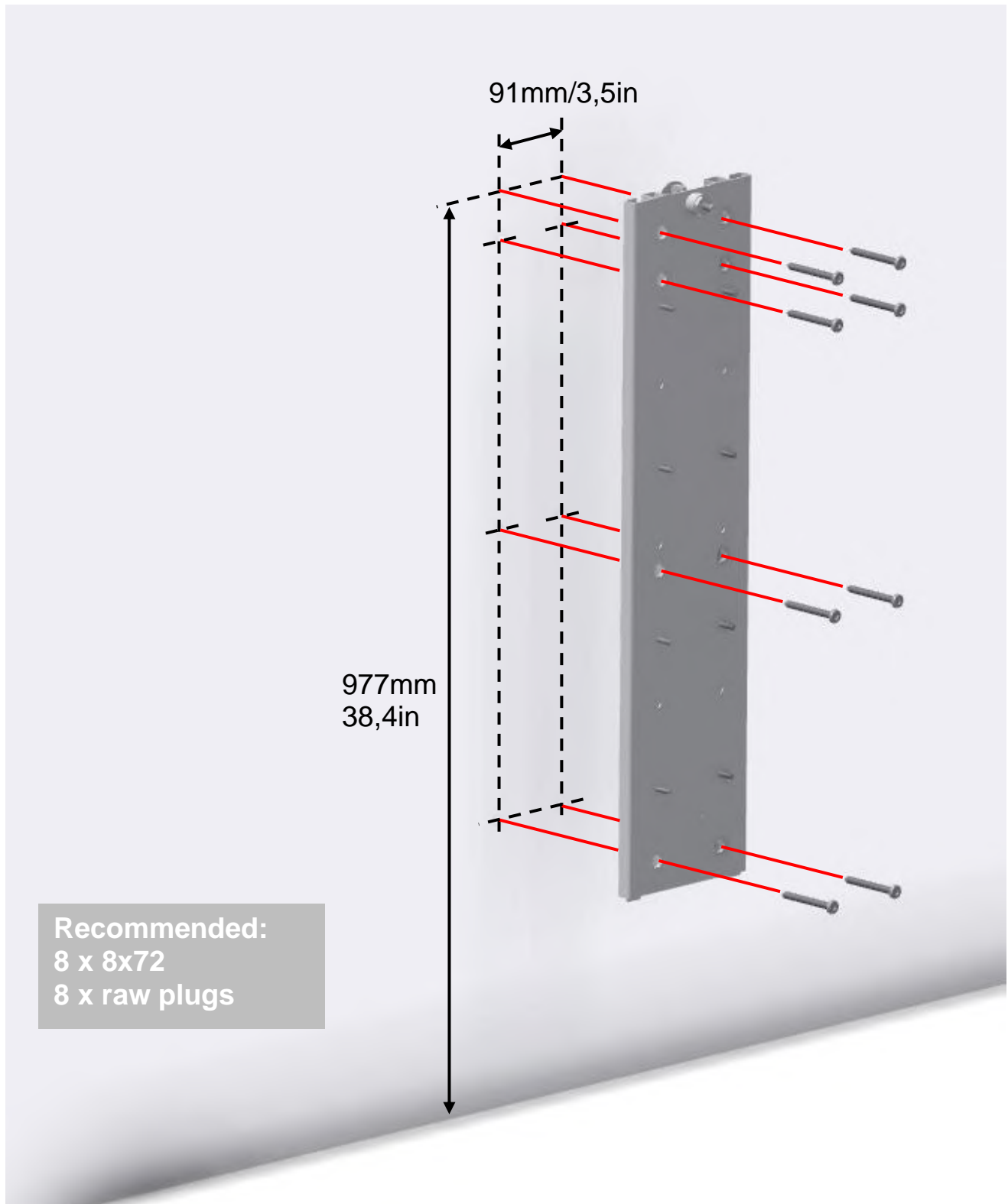


This product is UKCA-marked in accordance with:
UK SI 2002 No. 618 - *The Medical Devices Regulations 2002*, and its amendments
UK SI 2008 No. 1597 - *The Supply of Machinery (Safety) Regulations 2008*, and its amendments

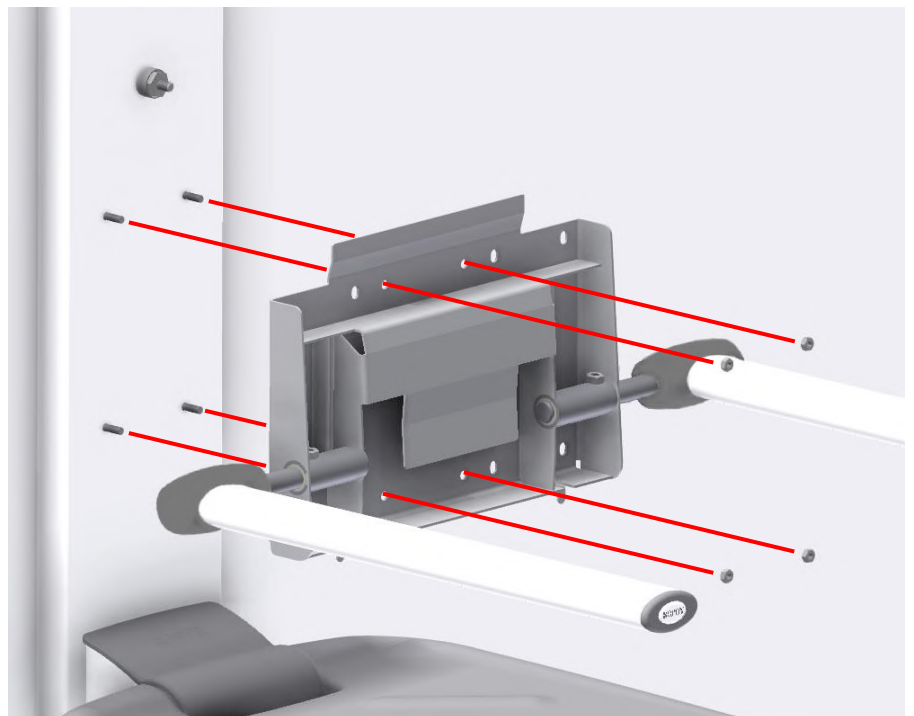

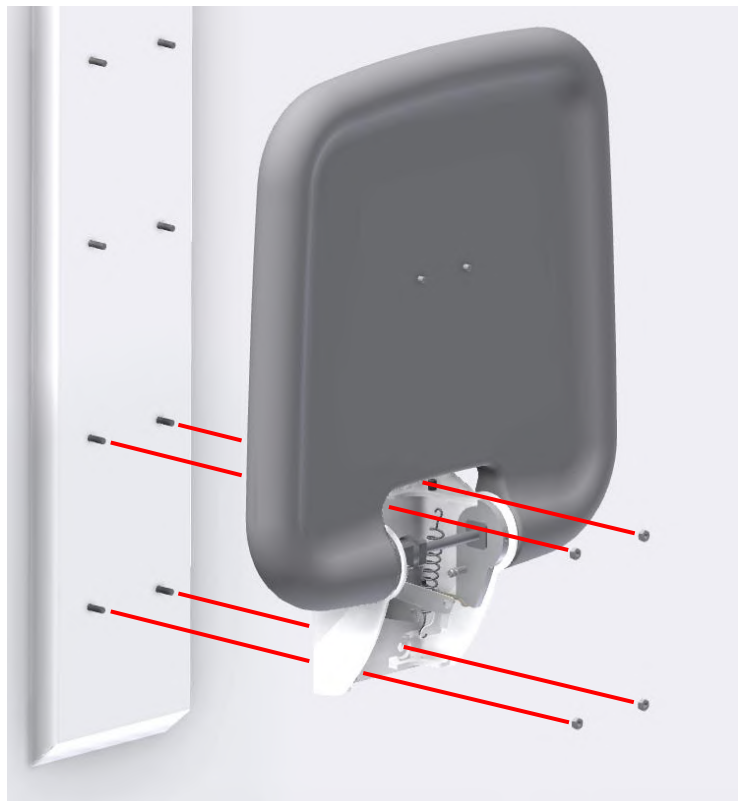

Mounting instructions

NOTE:


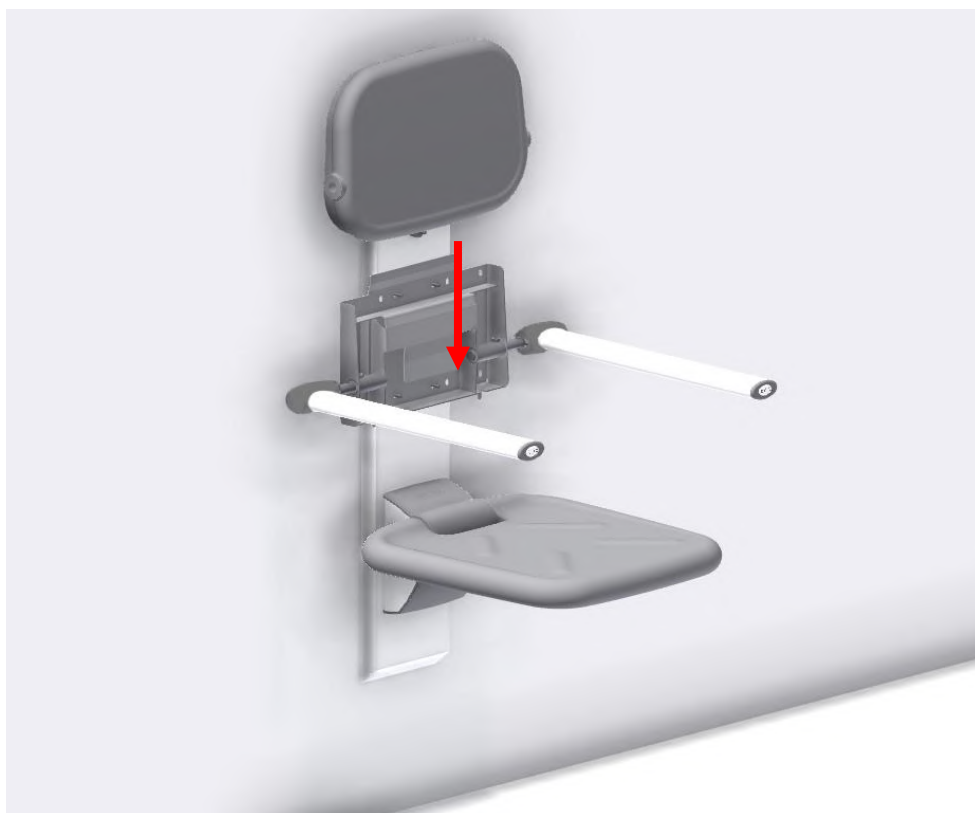
When mounting screws in the wall, always consider the strength and nature of the wall. The screws provided are only intended as a guide for installation on a reinforced wall with regards to the specified maximum loads on screws.



Mounting instructions



Mounting instructions



User information

Safety in use

- The seat and backrest must only be adjusted in height by persons who have read and understood these instructions.
- Always use the unit in a manner excluding the risk of damage to persons or property. The person operating the washbasin is responsible for avoiding damage or injury.
- Modifications, which may influence the performance or design of Ropox Support Washbasin, are not allowed.
- Installation, service and repairs must be carried out by competent personnel.
- During inspection, service or repairs any load must be removed from the unit.

Service information

Maintenance



Inspections, service and repairs must be carried out by competent personnel

The unit is maintenance-free. Moving parts have been lubricated for life. For reasons of safety and reliability, we recommend inspection of the unit once a year.

Inspection

After a month

Check: All bolts and screws have been securely tightened
The unit can easily be height adjusted all 125mm/4,9in

Complaint

See General Terms of Sale and Delivery on www.ropox.dk

Distributor

EVOCARE AUSTRALIA PTY LIMITED

A.B.N. 98 078 566 604

Trading as **EVOCARE** and **L&M EQUIPMENT**

P.O. Box 145, Everton Park Qld. 4053

Ph: 07 3355 8000

Website: <http://www.evocare.com.au>

Email: sales@evocare.com.au

workshop@evocare.com.au

warehouse@evocare.com.au

accounts@evocare.com.au



ROPOX A/S

Ringstedgade 221

DK – 4700 Næstved

Phone.: +45 55 75 05 00

E-mail: info@ropox.dk

www.ropox.dk