



BURMEIER

Ersatzteil-/Zubehörliste Economic II / Hi





Modellnummer

- 51.0714.33

Type

- 196812

Spare parts and accessories are available from BURMEIER, stating the barcode, article, order and serial number. The necessary information can be found on the nameplate, which is attached to the inside of the mattress frame.

BURMEIER GmbH & Co KG Pivitsheider Straße 270 D - 32791 LAGE ☎ + 49 - 05232 - 9841 - 0		 
Model	Economic II	
Type	196812	
Serie	11 09 F	



1070000748001

The functional safety and warranty are retained if original BURMEIER spare parts are used!


Burmeier GmbH & Co. KG
 (A company of the Stiegemeyer Group)
Pivitsheider Straße 270 • D - 32791 Lage/Lippe
 Tel. : 0 52 32/98 41- 0 • Fax: 0 52 32/98 41- 41
 Email: service-zentrum@burmeier.de




 **Evocare**[®]
 www.evocare.com.au
 Ph: 07 3355 8000 Fax: 07 3355 5043
 Email: sales@evocare.com.au






Economic II Care Bed		
	Mattress base, wooden slats (200 x 90 cm) with drive motors	196774

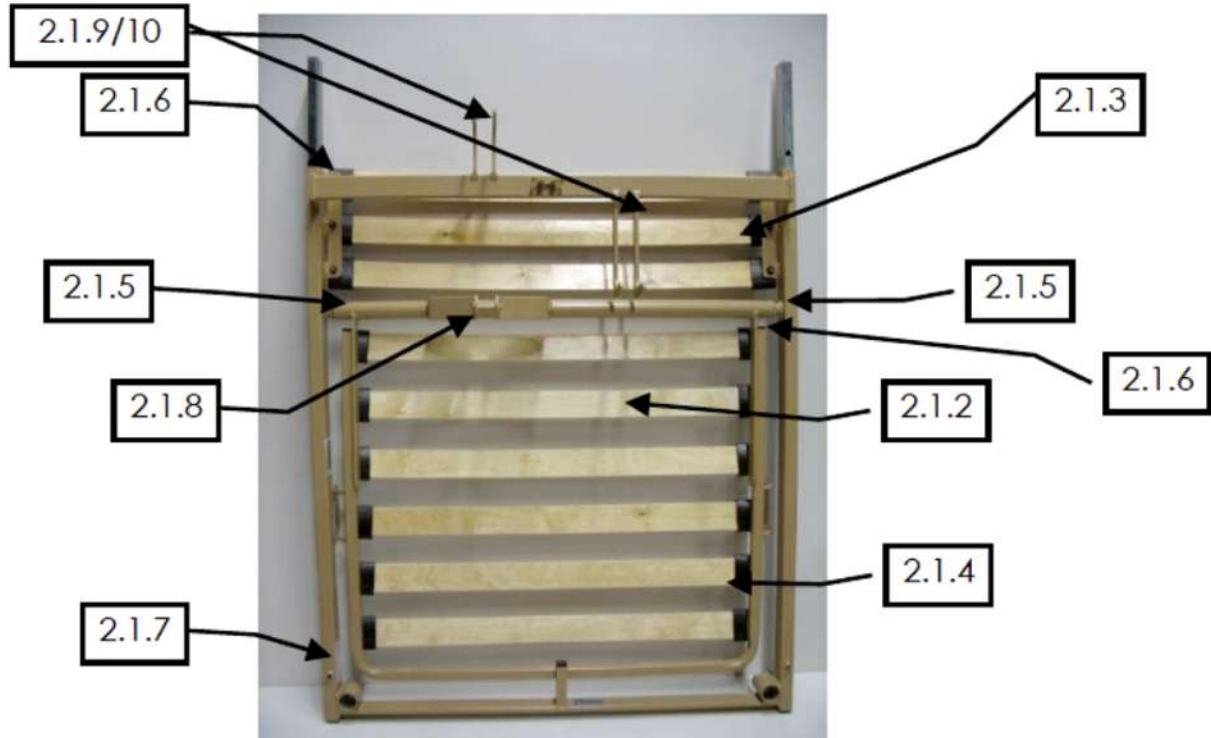


1. Chassis Head Section / Foot Section			
1		Chassis complete with motor and Fill in panel	196775
1.1		Fill in panel	164083
1.1.1		Sleeve nut filling, 13 x 8 x 10 x M6	223671
1.1.2		Screw, M6 x 12	166107


1.2		Crossbar Plug 60 x 30	164825
1.3		Bolt for lifting motor Ø 10 x 35	182476
1.4		Lock washer (open) for lift motor Ø 10	102555
1.5		Castor Ø 100mm	167036
1.6		Screw M10 x 20	101011
1.7		Lock Washer	209395
1.8		Guide bush 36.5 / 25 / 31.5	150380
1.9		Guide bush 35,2 / 20 / 30,1	150379

1.10		Handle screw M8 x 18	152251
------	---	----------------------	--------


2. Mattress Base

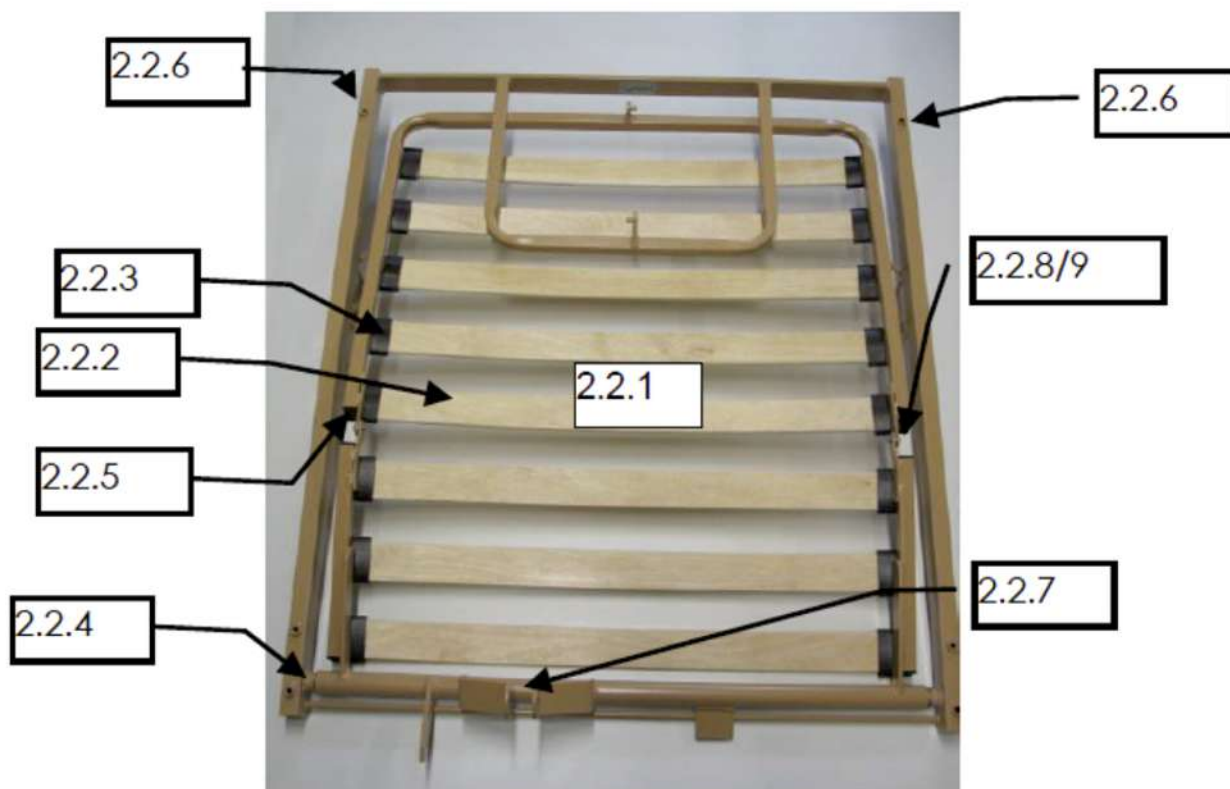


Half mattress base, head section

2.1		Half mattress base, head end, wooden slats, without motor (discontinued)	197096
		Half mattress base, head end, wooden slats, without motor (successor)	239747
		Important: also order power cord holder	241560
2.1.1		Backrest with wooden slats (discontinued)	171401






		Backrest with wooden slats (successor)	239746
2.1.2		Wooden slat 780mm	152348
2.1.3		Wooden slat 830mm	205013
2.1.4		Wooden slat end connector	145019
2.1.5		Lock washer Ø 15	167385
2.1.6		Plug 20 x 20	100105
2.1.7		Handle screw M8 x 18	152251
2.1.8		Tube clip Ø 10x60, for backrest motor	200395
2.1.9		Bolt Ø 10x55 for backrest / thigh motor	200394

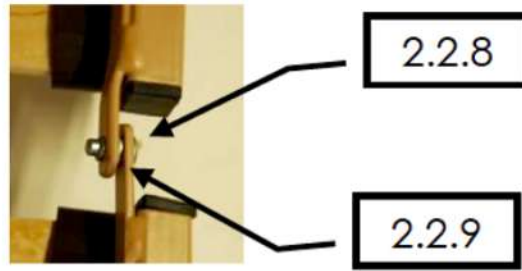
2.1.10		Lock washer (open) Ø 10 for backrest / thigh motor	102555
--------	---	--	--------










Half mattress base, foot section







2.2		Half mattress base, foot end, wooden slats, without motor	198794
2.2.1		Legrest complete with wooden slats	197662
2.2.2		Wooden slat 780mm	152348
		Wooden slat 830mm	205013

2.2.3		Wooden slat end connector	145019
2.2.4		Lock washer Ø 15	167385
2.2.5		Plug 20 x 20	100105
2.2.6		Handle screw M8 x 18	152251
2.2.7		Tube clip Ø 10x60, for backrest motor	200395










2.2.8		Blind rivet Ø 6.4 x 16.5 Connection of upper and lower leg rest	179334
2.2.9		Washer 6.4	106043

3. Drive System			
3.1		hand control with locking function	196676
3.1.1		hook for hand control	205244
3.1.2		locking key for hand control	198043
3.2		Control unit	196675
3.2.1		Comb organiser	201525

3.2.2		Fuse holder	201526
3.2.3		fuse, control box	201527
3.3		power cable	196677
3.4		Backrest motor with cable	196678
3.5		Thigh lift motor with cable	196679
3.6		Lifting motor with cable	196680

4 Side Rails

4.1		Side rails guide	191196
4.2		Timber side rail bar 2020mm x 95.5mm x 28mm	191245
4.3		Metal side rail (top)	191192
4.4		Metal side rail (bottom)	161164
4.5		End plug for metal side rail (closed)	163666
4.6		End plug for metal side rail (2 holes)	163665
4.7		End plug round for metal side rails Ø 25mm	163667

5. Lifting Pole

5.1		Lifting Pole, without triangle handle	160802
5.2		Triangle handle	222225
5.3		End cap, topaz	182111

Other Equipment	
Lifting Pole, with triangle handle	146602
Attachable side rail bar	191367
Foam leather cover for 2 side rails	225921
Side Rail 1029mm x 95.5mm x 28mm	174296
Serving tray for placing on the wooden side rail	241910
Bed extension approx. 20cm including 4 longer side rails	143279 / 4 x 198167
Reading lamp with attachment for lifting pole (grip)	175591 / 174231
Reading lamp with adapter for lifting pole sleeve	196221
Storage and transporter	171031+171032
Infusion bag holder (5200-28-50)	116354
Bolester 900 x 210 x 120mm for bed extension	166715
Stand assistance	175402
End cover (single) including 2 x screw 200286	190276
End covers (set) including 4 x screw 200286	190273
Rest mat, including fasteners	197091
Adaptable side protection ASG right	250138
Adaptable side protection ASG left	250139
Swiveling safety side rail	248926
Softcover	252374
Using Storage aid	252439