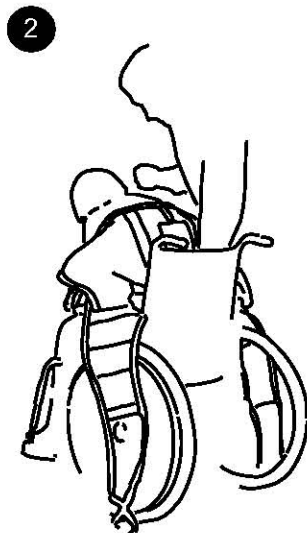


Custom Amputee


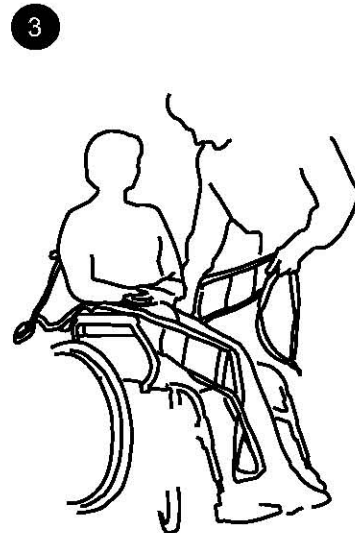
Let the sling rest on the user's shoulders and on the back rest cushion and pushing handles of the wheelchair.



Let the user lean forward alternatively gently push the user forward. Put the hand in the pocket on the back of the sling and let the hand follow the spring as far as to the coccyx.



Place your hand between the inside of the sling and the user's hip at the back cushion of the wheelchair and press the sling down to upper side of seat cushion. While one hand remains in this position you pull the leg strap towards the knee with the other hand.



Always start fitting the sling from the shorter leg first and let the user lean to the opposite side. Press the leg strap under the user with the flat of your hands. Let the user lean to the other side and repeat the procedure.



Once both leg straps are placed under the user, the upper leg strap is inserted in the inner loop and the lower leg strap is inserted in the outer loop. This means that the leg strap first fitted shall always be inserted in the inner loop.

When being lifted the user will automatically lean backwards and for that reason the user will never fall out of the sling forwards.