

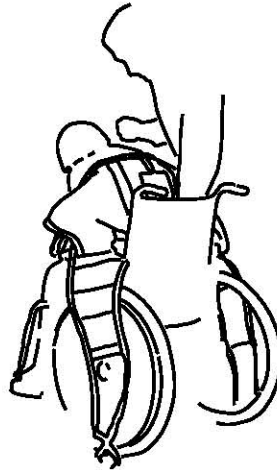
Let the sling rest on the user's shoulders and on the back rest cushion and pushing handles of the wheelchair.

The centre band shall follow the user's spine to ensure centering of the sling.

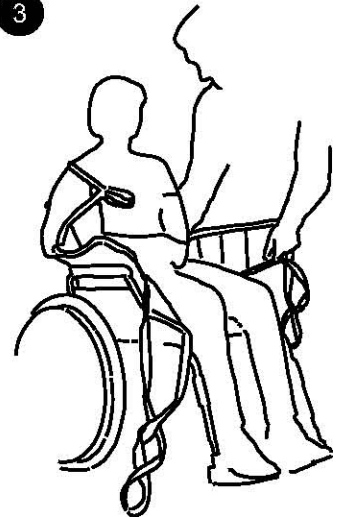
1



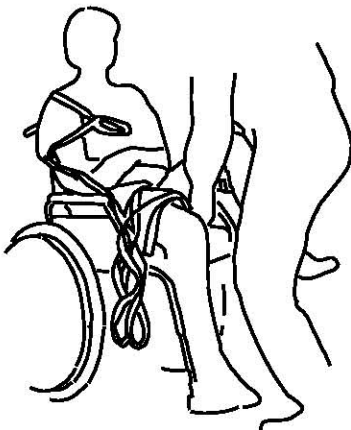
2



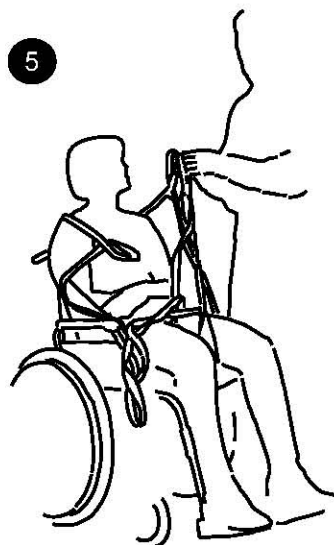
3



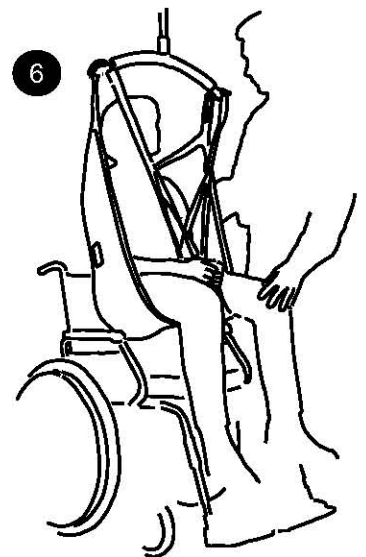
4



5



6



Place the leg straps at right angles under the thigh. If the user's legs are too heavy to lift, slide the leg strap under the thigh by pressing one hand on the fabric between the sling inside and the thigh and pulling the leg strap in position with the other hand. In order to avoid strain on your arms and back remember to use your legs to perform the lift by standing with legs apart using the weight transfer technique.

Check that the top set of straps and the leg straps are of equal length, to ensure that the lifting is performed simultaneously on all 4 straps.

If convenient to the user, support the upper side of the knee.