

Support Belt

Manual English

 **etac**[®]

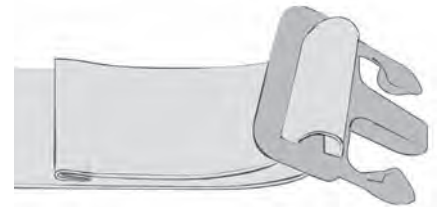
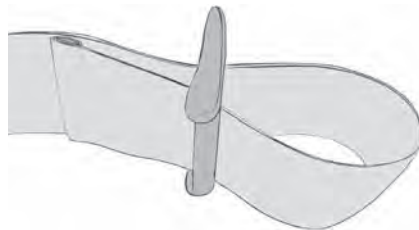
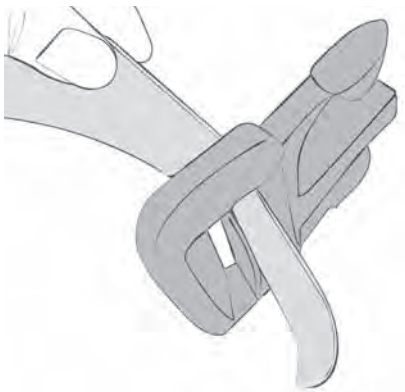


Illustrations

Illustration 1



Fitting



Contents

	Heading	Page
1.	General/Features	4
2.	Practical handling/Fitting	5
3.	Handling/Materials/Cleaning	6
4.	Size/Combinations	7

General

Thank you for choosing an Etac product.

To avoid accidents and injury when moving and handling the products, read the manual carefully.

The person described as "the client" in this user manual is the person to wear the product. The carer or carers are the people who manoeuvre the product.



This symbol appears alongside the text in the manual. It draws the reader's attention to points at which there may be a risk to the health and safety of the client or carer.

The products comply with the standards applicable for Class 1 products in the European Council Directive MDD 93/42/EEC on medical devices.

At Etac we strive to improve our products all the time and therefore we reserve the right to make changes to products without prior warning. All measurements given on illustrations and similar material are for guidance only and Etac cannot be held liable for errors and defects.

The information given in this manual, including recommendations, combinations and sizing, does not apply to special orders and modifications. If the customer makes adjustments, repairs or combinations not predetermined by Etac, the Etac CE certification and Etac warranty will be voided. If in doubt, please contact Etac.

Warranty: Two-year warranty on material and manufacturing defects, provided that the product is used correctly.

For further information on the Etac transfer range, see www.etac.com.

The product can be scrapped in accordance with national regulations.



Washing



Iron



Never leave on the floor



Max. weight



Handwash



Do not dryclean



Warning



Wipe off



Do not bleach



Read the User Manual



Tumbledry



Risk of sliding down



Batch no./Lot no.



The product can be scrapped in accordance with national regulations



Manufacturer



Class 1 - European Council Directive MDD 93/42/EEC on medical devices

Features

The Support Belt can be used in any situation where the carer needs a firm grip in order to assist/support the client. Such situations may include helping a client to move from sitting to standing, and vice versa, and manual handling standing and seated to/from bed, wheelchair, vehicle, commode, toilet, etc.

Finally, the Support Belt can be used to support the client during walking training.

The Support Belt has a broad contact surface and ergonomic handles, which provide a secure grip from all angles.

Easy to use from all sides. Easy to buckle and tighten.

Use

Positioning

Fit the Support Belt around the client's waist or hips. Click the buckle closed. To tighten the Support Belt: Grasp the end of the strap closest to the male part of the buckle and the functional handles on the Support Belt itself – pull down on the strap while holding back on the Support Belt.

The Support Belt tightens up around the client. The carer should make sure that the Support Belt is secure but that it does not irritate the client. The Support Belt should be retightened once the client has completed the move from seated to standing position.

Use

The carer now has a firm grip on the client and can assist/support the client's movements (Illustration 1).

Fitting

Due to a manufacturing error, the male part of the buckle on a Support Belt with Batch no. 09XXXXXX (produced in 2009 or earlier) may fall off during washing. Production methods have since been improved so that the male part

of the buckle on a Support Belt with Batch no./Lot no. 10XXXXXX (produced from 2010) will not fall off during washing. The illustrations show how the male part should be fitted.

Use

Special features

Always check the product before use and after washing.

Never use a defective product. If the product shows signs of wear-and-tear, it must be scrapped.

Read these instructions carefully.

It is important that carers receive instruction in manual handling. Etac offers advice and training for carers. For further information, contact Etac.

Always use the correct manual handling techniques.

Remember to use the client's own resources.

The carer must not wear the Support Belt – if the client loses balance, the carer risks falling with the client and sustaining a work-related injury.

Before using the Support Belt for manual handling to the standing position or for walking training, the carer should make sure that the client is capable of standing.

Never leave the Support Belt on the floor.



To ensure that the client feels safe and that every manual handling is smooth, always plan the manual handling in advance.

If in any doubt - please contact Etac.

Materials

Outer material: Polyurethane-coated nylon, water-resistant.

The inner surface is non-slip.

Fill: Polyethylene padding.

Handles: Polyester tapes with polypropylene padding.

Buckle: Safety nylon.

Cleaning

The product should be checked regularly, preferably each time it is used, and especially after wash.

Check that there is no damage to seams or fabric, and that the buckle is intact.



Never try to repair a product yourself. Never use a defective product.

Washing instructions:

Can also be disinfected using LT-CIN (Isopropyl Alcohol 72%).
Do not use fabric softener.



Articles

Article no.	Description	Size (cm)
IM8017015	Support Belt, 11 handles, X-large	W15 x L170
IM8015013	Support Belt, 8 handles, large	W13 x L150
IM8013013	Support Belt, 6 handles, medium	W13 x L130
IM8010513	Support Belt, 5 handles, small	W13 x L105
IM8010509	Support Belt, 4 handles, small	W9 x L105
IM8013009	Support Belt, 6 handles, medium	W9 x L130

Etac Sverige AB
Box 203, 334 24 Anderstorp, Sweden
Tel +46 371-58 73 00
Fax +46 371-58 73 90
info@etac.se www.etac.se

Etac AB (export)
Box 203, 334 24 Anderstorp, Sweden
Tel +46 371-58 73 30
Fax +46 371-58 73 90
info@etac.se www.etac.com/exp

Etac AS
Pb 249, 1501 Moss, Norway
Tel +47 815 69 469
Fax +47 69 27 09 11
hovedkontor@etac.no www.etac.no

Etac A/S
Egeskovvej 12, 8700 Horsens, Denmark
Tel +45 79 68 58 33
Fax +45 75 68 58 40
info@etac.dk www.etac.dk

Etac GMBH
Bahnhofstraße 131, 45770 Marl, Germany
Tel +49 236 598 710
Fax +49 236 598 6115
info@etac.de www.etac.de

Etac Holland BV
Fluorietweg 16a, 1812RR Alkmaar, The Netherlands
Tel +31 72 547 04 39
Fax +31 72 547 13 05
info.holland@etac.com www.etac.com

EVOCARE AUSTRALIA PTY LIMITED

A.B.N. 98 078 566 604

Trading as **EVOCARE** and **L&M EQUIPMENT**

P.O. Box 1144, Stafford Qld. 4053

Ph: 07 3355 8000 Fax: 07 3355 5043

Website: <http://www.evocare.com.au>

E-Mail: sales@evocare.com.au

workshop@evocare.com.au



Quality
ISO 9001

The logo for Etac, featuring a stylized 'e' inside a circle followed by the word 'etac' in a bold, lowercase sans-serif font.

Creating Possibilities