



ABN 95 001 717 791

Malmart (Australia) Pty Ltd

Head Office & Customer Service
McKay Avenue
LEETON NSW 2705
Phone: (02) 6953 7677

Queensland Distributor

 **Evocare**
www.evocare.com.au
Ph: 07 3355 8000
Email: sales@evocare.com.au

Top Loading Washer Disinfector

Unit Loading Instructions





Malmart (Australia) Pty Ltd

ABN 95 001 717 791

Head Office & Customer Service
McKay Avenue
LEETON NSW 2705
Phone: (02) 6953 7677

Queensland Distributor



Loading Parameters:

The Top Loading Washer Disinfector has been designed within the following parameters:

- a) Hospital utensils such as wash basins and bowls, kidney dishes, tooth mugs, suction bottles and some types of surgical instruments can be washed and disinfected during each fully automatic cycle. The unit is designed to hold six large or small wash bowls, ten mugs and/or four kidney dishes. Alternative racking will allow load variations.
- b) Holding racks are designed to ensure that the force of the water does not dislodge articles.
- c) The unit is not designed to wash plastic jugs or non-standard hospital utensils.
- d) When loading the unit it is important to ensure that sprays are positioned directly into the utensil that is being washed.
- e) It is recommended that factory supplied racks are used with the unit to ensure the most economical and efficient wash.
- f) Do not overload the unit as wash efficiency is reduced.



Malmart (Australia) Pty Ltd

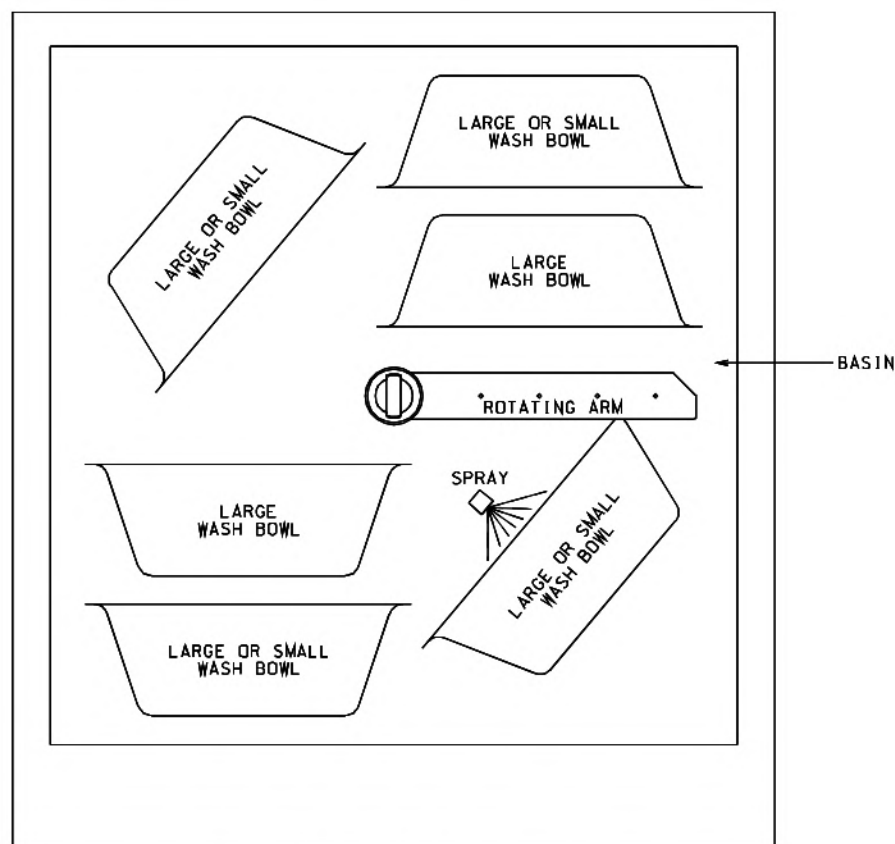
Head Office & Customer Service
McKay Avenue
LEETON NSW 2705
Phone: (02) 6953 7677

Queensland Distributor

Evocare
www.evocare.com.au
Ph: 07 3355 8000
Email: sales@evocare.com.au

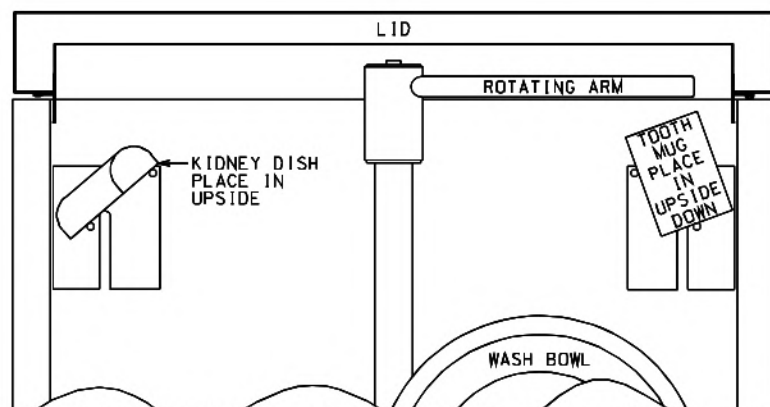
ABN 95 001 717 791

Unit Loading Diagram:



FRONT OF MACHINE

LOADING DIAGRAM - VIEW LOOKING DOWN INTO BASIN





Malmart (Australia) Pty Ltd

ABN 95 001 717 791

Head Office & Customer Service

McKay Avenue
LEETON NSW 2705
Phone: (02) 6953 7677

Queensland Distributor

 **Evocare**
www.evocare.com.au
Ph: 07 3355 8000
Email: sales@evocare.com.au

Top view of unit:



Racks to hold
tooth mugs and
some small
kidney bowls

Rack for larger bowls

Small Rack to be
inserted for smaller
bowls and larger
kidney dishes



Malmet (Australia) Pty Ltd

ABN 95 001 717 791

Head Office & Customer Service
McKay Avenue
LEETON NSW 2705
Phone: (02) 6953 7677

Queensland Distributor

 **Evocare**
www.evocare.com.au
Ph: 07 3355 8000
Email: sales@evocare.com.au

Standard Holding Racks:

Small Rack 8-M00-81-118



Main Rack 8-M00-81-117





ABN 95 001 717 791

Malmet (Australia) Pty Ltd


Head Office & Customer Service

McKay Avenue
LEETON NSW 2705
Phone: (02) 6953 7677

Queensland Distributor

 **Evocare**
www.evocare.com.au
Ph: 07 3355 8000
Email: sales@evocare.com.au

Cup Rack 8-M00-81-215



Non-Standard Holding Racks: (Can be purchased separately)

Instrument Basket Assembly 8-M00-81-116





Malmart (Australia) Pty Ltd

ABN 95 001 717 791

Head Office & Customer Service
McKay Avenue
LEETON NSW 2705
Phone: (02) 6953 7677

Queensland Distributor

 **Evocare**
www.evocare.com.au
Ph: 07 3355 8000
Email: sales@evocare.com.au

Non-Standard Holding Racks: (Can be purchased separately)

Rectangle Tray Rack Assembly
Part No – 8-K00-81-070



Rectangle Tray Rack Assembly:





Malmet (Australia) Pty Ltd

Head Office & Customer Service
McKay Avenue
LEETON NSW 2705
Phone: (02) 6953 7677

ABN 95 001 717 791

Queensland Distributor

 **Evocare**
www.evocare.com.au
Ph: 07 3355 8000
Email: sales@evocare.com.au

Example 1

Unit fully loaded using the Cup Rack on either side of unit.



Tooth mugs, must
be face down

Large bowl,
positioned without
bowl rack insert.

Small bowl,
positioned using
bowl rack insert.

Small kidney
bowls only, must
be face down to
ensure effective
wash.



Malmart (Australia) Pty Ltd

Head Office & Customer Service
McKay Avenue
LEETON NSW 2705
Phone: (02) 6953 7677

ABN 95 001 717 791

Queensland Distributor

 **Evocare**
www.evocare.com.au
Ph: 07 3355 8000
Email: sales@evocare.com.au

Example 2:

Unit fully loaded using instrument basket on one side and a cup rack on the other side



Instrument basket - Can also be used for scissors and knives, must be face down,

Cup Rack - Small kidney bowls only or tooth mugs, must be face down to ensure effective wash.



Malmet (Australia) Pty Ltd

Head Office & Customer Service

McKay Avenue
LEETON NSW 2705
Phone: (02) 6953 7677

ABN 95 001 717 791

Queensland Distributor



Example 3:

Bowls must be loaded upright, within racks provided and spray nozzles pointing directly into the bowl



Bowls loaded
upright within
racks provided

Spray Nozzle pointing
directly into bowl



ABN 95 001 717 791

Malmart (Australia) Pty Ltd

Head Office & Customer Service

McKay Avenue
LEETON NSW 2705
Phone: (02) 6953 7677

Queensland Distributor

 **Evocare**
www.evocare.com.au
Ph: 07 3355 8000
Email: sales@evocare.com.au



Spray nozzle to
point directly into
bowl

Small bowl
positioned
using small
rack insert



Malmet (Australia) Pty Ltd

ABN 95 001 717 791

Head Office & Customer Service
McKay Avenue
LEETON NSW 2705
Phone: (02) 6953 7677

Queensland Distributor

 **Evocare**
www.evocare.com.au
Ph: 07 3355 8000
Email: sales@evocare.com.au

Loading Detergent Bottles:

1. Open Detergent Holder Door



2. Remove empty detergent bottle, unscrew the lid and remove the tube.



3. Remove the lid from new detergent bottle



4. Fit bottle cap with tube attached to the full detergent bottle



5. Insert full detergent bottle into detergent holder with cap to outside



6. Push the tube to the bottom of the detergent bottle
7. Close the detergent holder door.

