



BURMEIER

List of spare parts / accessories

Westfalia Klassik

as of the year of manufacture **08/2007**



Spare parts and accessories can be obtained by quoting the bar code number, article number, order number and serial number used at BURMEIER.

The details you require for this can be taken from the type plate which is attached to the inner side of the mattress base frame.

Burmeier GmbH & Co. KG

(A company in the Stieglmeyer Group)

Pivitsheider Straße 270 • D - 32791 Lage/Lippe

Tel. : 0 52 32/98 41- 0 • Fax: 0 52 32/98 41- 41

Email: service-zentrum@burmeier.de

Australian Distributor

EVOCARE AUSTRALIA PTY LIMITED

A.B.N. 98 078 566 604

Trading as **EVOCARE** and **L&M EQUIPMENT**

P.O. Box 1144, Stafford Qld. 4053

Ph: 07 3355 8000 Fax: 07 3355 5043

Website: <http://www.evocare.com.au>

Email: sales@evocare.com.au

workshop@evocare.com.au

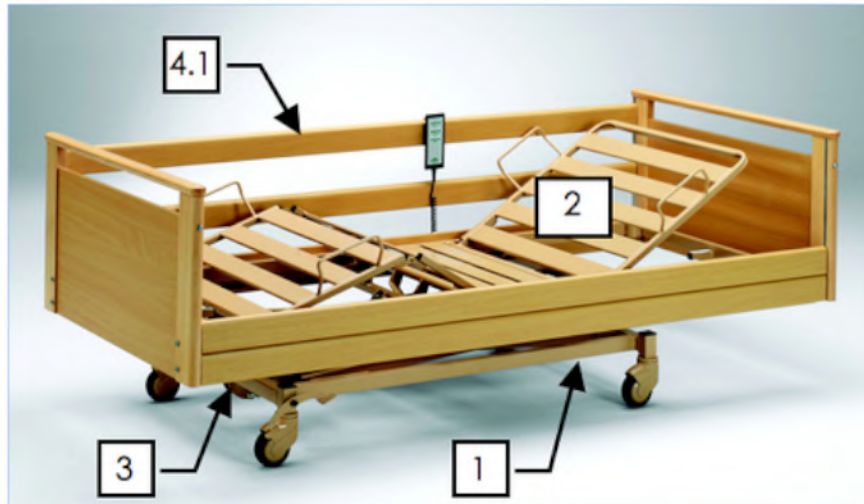
warehouse@evocare.com.au

accounts@evocare.com.au




Status: 21.03.2016




SPARE PARTS FOR WESTFALIA KLASSIK CARE BED



Westfalia Klassik Care Bed





1. Chassis

1.1		chassis including motor	210402
1.2		brake lever on the right	178869
1.3		brake lever on the left	178875

1. Chassis

1.4		red cap	193771
1.5		green cap	193772
1.6		round cap, black	176307
1.7		spacer, plastic Ø20 / 12, 5 x 2mm	102222
1.8		bolt with notch Ø10 x 62 / 52mm	149367
1.9		circlip, lock washer Ø10mm / size7 DIN6799	149371
1.10		spacer, plastic Ø21 / 10, 5 x 2mm	100066
1.11		black square plug, plastic 40 x 30 x 2mm (scissor)	100111
1.12		bolt for lifting motor Ø12 x 65mm	152206

1. Chassis

1.13		lock washer (closed) for lifting motor Ø12mm	102223
1.4		spacer (above) for lifting motor Ø20 / 12, 5 x 6mm	103424
1.15		spacer (below) for lifting motor Ø20 / 12, 5 x 2mm	102222
1.16		bolt with black roller Ø20 / 10 x 185mm (connection mattress base / chassis)	148274
1.17		lock washer (open) Ø10mm	102555
1.18		black roller, plastic Ø31mm	148275
1.19		rounded head screw (allen) M8 x 20mm	167770
1.20		castor Ø100mm	170477

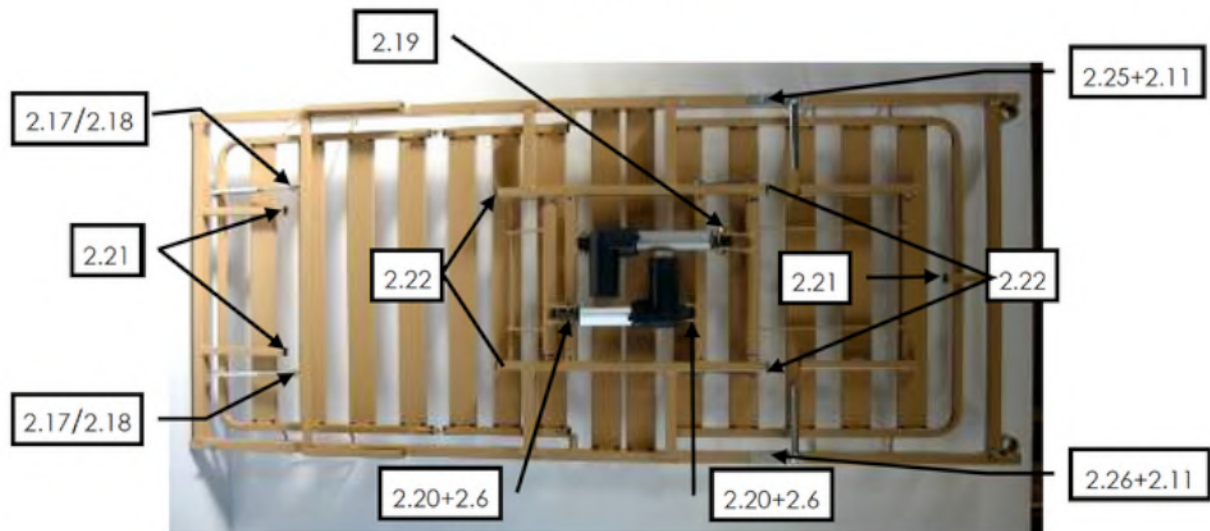
1. Chassis

1.21		screw ISK M6 x 10mm	101621
1.22		black square plug, plastic 40 x 40 x 18mm	208042
1.23		screw M10 x 80mm	101022
1.24		self-locking nut M10	102235
1.25		spacer (below) for lifting motor Ø20 / 12, 5 x 2mm	102222
1.26		washer, metal Ø10, 5mm	100065
1.27		rounded head screw (allen) M8 x 20mm	167770





1. Chassis

1.28		½ scissor on the foot side	208052
1.29		½ scissor on the head side	208051
1.30		chassis (frame) incl. castors	208056

2. mattress base



2. Mattress Base

2. Mattress Base			
2.1		mattress base 90 x 200cm complete, metal profiles, with motors	171360
2.2		back rest (735 x 700mm), metal profiles, without motor	176305
2.3		connection piece 150 x 20 x 5mm	208059
2.4		connection piece 90 x 20 x 5mm	208060
2.5		spacer, plastic Ø21 / 10, 5 x 2mm	100066
2.6		lock washer (open) Ø10mm	102555

2. Mattress Base

2.7		back rest fork	208053
2.8		black roller, plastic Ø31mm	148275
2.9		circlip , metal / size15 DIN6799	167385
2.10		thigh / lower leg rest (inner frame), with metal profiles, without motor	208054
2.11		rounded head screw (allen) M8 x 20mm	167770
2.12		washer, metal Ø8,4mm	100062
2.13		spacer, plastic Ø16 / 8, 4 x 1, 6mm	111803

2. Mattress Base

2.14		blind rivet $\varnothing 6$, 4 x 16, 5mm, (connection thigh / lower leg rest)	179334
2.15		washer, metal $\varnothing 6$, 4mm (connection thigh / lower leg rest)	106043
2.16		thigh rest fork	184312
2.17		ratchet, short 140-230 x 30mm	704070
2.18		lock washer (open) $\varnothing 8$ mm (for ratchet)	181858
2.19		quick release bolt $\varnothing 10$ x 60mm	200395
2.20		collar stud $\varnothing 10$ x 50mm (for back rest and thigh rest motor)	171801
2.21		black square plug, plastic 20 x 20 x 17mm	100105

2. Mattress Base

2.22		black square plug, plastic 40 x 20 x 18mm	185239
2.23		self-adhesive buffer Ø10mm	106738
2.24		self-adhesive white stripe 200 x 18 x 1mm	248191
2.25		retaining bracket on the right	152226
2.26		retaining bracket on the left	152228

3. drive system

3. Drive System



3.1		hand control with locking function	172233
3.2		locking key	167882
3.3		hook for hand control	158919
3.4.1		Switch Mode SMC6 (previous model – IPX0 / till 06 / 2010)	187376
3.4.2		Switch-Mode SMPS4 (IP44) (follow-up model – incl. net cable holder)	253183

3. Drive System




3.5		cable harness 3-motors (24Volt)	188967
3.6		backrest motor Linak LA27 (24Volt)	185070
3.7		thigh rest motor Linak LA27 (24Volt)	170701
3.8		lifting motor Linak LA27 (24Volt)	172232

4.2. safety sides

4.2 safety sides










4.2.1		safety side bar in wood 2020 x 80 x 28mm	155525
4.2.2		safety side bar in wood 2020 x 95.5 x 28mm	196516

4.3 side board

4.3		Side board	177993
4.3.1		fastening screws for side board M6 x 35	1060091
4.3.2		washer, metal Ø6, 4mm	106043

5. head / foot board

5. head / foot board

5.1		"Standard", 90cm without round bars	180123
		"Standard", 90cm (packet containing a head and foot board)	177995
5.2		"Comodo", 90cm with lateral round bars	196052
		"Comodo", 90cm (packet containing a head and foot board)	177996
5.2.1		aluminum guide rail on the right 15 x 15 x 428 x 1.5mm	107070
5.2.2		aluminum guide rail on the left 15 x 15 x 428 x 1.5mm	107071
5.3		>"Primero", 90cm with grip rail	176304
		>"Primero", 90cm (packet containing a head and foot board)	186344
5.3.1		>aluminum guide rail on the right 15 x 15 x 460 x 1.5mm (Primero)	107196
5.3.2		>aluminum guide rail on the left 15 x 15 x 460 x 1.5mm (Primero)	107195
5.4		>countersunk screw spax 3 x 12mm for fastening the aluminum guide rail	106088
5.5		>cylindrical screw 3 x 12mm	167820




5. head / foot board

5.6		>end plug for aluminum guide rail	111745
5.7		>assembly set for side rail guidance complete	181729
5.7.1		>double bolt	112108
5.7.2		>bracket buckle 212 x 6x 1.6mm	168353
5.7.3		>black square guide below, plastic	181902
5.7.4		>black square guide on the right, plastic	111770
5.7.5		>black square guide on the left, plastic	111771
5.7.6		>spacer for side rail guidance, plastic	170759
5.7.7		>bolt Ø5 x 11mm	106933
5.8		>release bolt, left Ø14 x 36mm	107170
5.9		>release bolt, right Ø14 x 36mm	107171

5. head / foot board

5.10		spring for release bolt	106120
5.11		spax screw Ø4, 5 x 45mm	115059
5.12		washer, metal Ø30 / 6, 4 x 1.25mm (previous model – no longer available)	106050
5.13		washer, metal 38 x 25 x 3mm (follow-up model – from 36/2009)	199797
5.14		holder for head / foot board on the left	177507
5.15		holder for head / foot board on the right	177506
5.16		rounded head screw (allen) M8 x 20mm	167770

6. lifting pole

6. lifting pole			
6		lifting pole	146602
6.1		lifting pole without grab handle	160802
6.2		grab handle	222225
6.3		lifting pole end cap, topas	182111

Accessories

Number	designation	article number
A	lifting pole with grab handle	146602
B	padded side rail cover for 2-bar side rail	225921
C	serving tray to lay on the wooden side rail	174296
D	bed extension approx. 20 cm, incl. 4 longer side rail bars 95,5 mm + 2 side boards	701215 / 203806
E	bed extension approx. 20 cm, incl. 4 longer side rails cross beams 80 mm + 2 side boards	701215 / 181889
F	reading lamp with fastening (claw) at lifting pole	175591 / 174231
G	reading lamp with adapter for the lifting pole sleeve	196221
H	infusion holder (5200-28-50)	116354
I	wall deflection roller on the left	176490
J	wall deflection roller on the right	176511